



Design. Build. Different.




PBR Panel

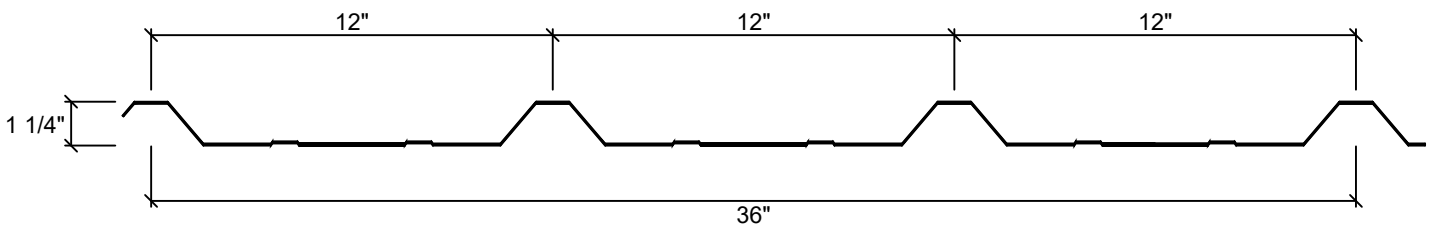


www.ostrostructures.com



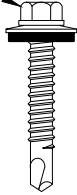


PBR PANEL



Part#: FT2D5LCW

5/16" Stainless Steel Cap

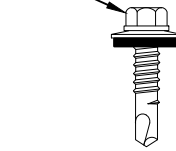


#12-14 x 1 1/4" DRILLER (MAC)

- PANEL TO SECONDARY FRAMING
- TRIM TO SECONDARY FRAMING

Part#: FT4D5LAW

5/16" Stainless Steel Cap

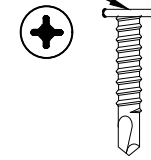


#14-14 x 7/8" LAP (MAC)

- TRIM TO PANEL
- PANEL TO PANEL

Part#: FT2DPLBW

Phillips Head



#12-14 x 1" PANCAKE

- HIP/VALLEY PLATE TO SECONDARY FRAMING

Part#: R125125P

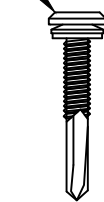


1/8" POP RIVET

- TRIM TO TRIM

Part#: FT2DTLDW

Torx Head

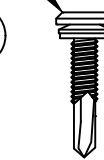


#12-14 x 1 1/2" TAMPER-RESISTANT TORX DRIVE

- USED ONLY AS SPECIFICALLY REQUIRED BY CONSTRUCTION DRAWINGS.
- PANEL TO SECONDARY FRAMING
- TRIM TO SECONDARY FRAMING

Part#: FT4DTLAW

Torx Head

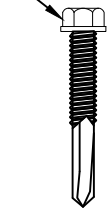


#14-14 x 7/8" TAMPER-RESISTANT TORX DRIVE LAP

- USED ONLY AS SPECIFICALLY REQUIRED BY CONSTRUCTION DRAWINGS.
- TRIM TO PANEL
- PANEL TO PANEL

Part#: FT2D5LET

5/16" Head

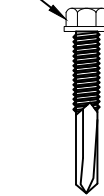


#12-24 x 2" TEK-5 DRILLER

- ATTACHMENT TO STRUCTURAL STEEL (THICKNESS > 3/16")

Part#: FT2D5LDT

5/16" Head



#12-24 x 1 1/2" TEK-5 DRILLER

- ATTACHMENT TO STRUCTURAL STEEL (THICKNESS > 3/16")

Part#: FT0D5LDW

5/16" Cap

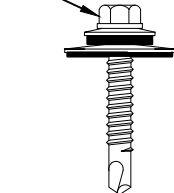


#10 x 1 1/2" WOODGRIP

- PANEL TO WOOD
- TRIM TO WOOD

Part#: FT4D5LCX

5/16" Stainless Steel Cap

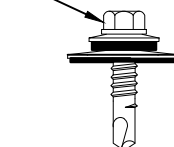


#14 x 1 1/4" DRILLER W/ OVERSIZED WASHER

- REPAIR SCREW

Part#: FT4D5LAX

5/16" Stainless Steel Cap



#17 x 7/8" LAP W/ OVERSIZED WASHER

- REPAIR SCREW

Part#: HW548



POLYURETHANE TUBE SEALANT

- TRIM LAPS

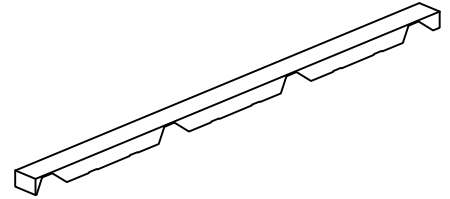
Part#: HW507



3/32" x 1/2" x 50' BUTYL TAPE

- PBR PANEL LAPS

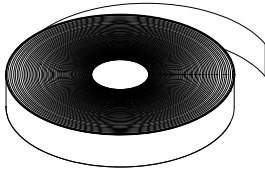
Part#: HW456



PBR OUTSIDE CLOSURE

- PBR PANEL @ HI-SIDE OF CANOPY
- PBR PANEL BETWEEN WALL AND TRIM

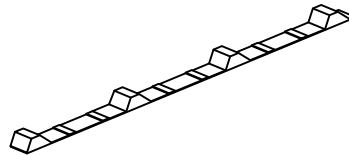
Part#: FL569



2" x 26GA. STRAPPING

- CROSSING PURLINS
- CROSSING GIRTS

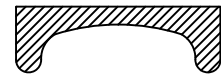
Part#: HW455



PBR INSIDE CLOSURE

- PBR PANEL @ EAVE
- PBR PANEL @ BASE

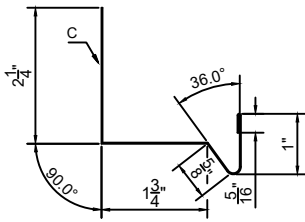
Part#: DBTS25



DOUBLE BEAD BUTYL TAPE

- PBR PANEL ENDLAPS

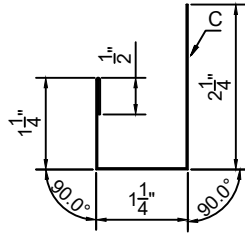
Part#: OST-10



J-TRIM W/ GUTTER

- FO HEADER

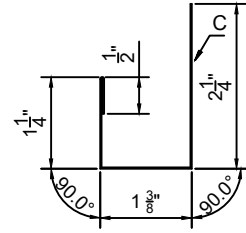
Part#: OST-11



J-TRIM

- FO SILL W/O INSULATION
- LINER PANEL SILL/HEADER W/O INSULATION

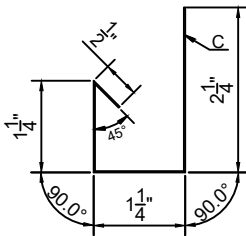
Part#: OST-12



J-TRIM WIDE

- FO SILL W/ INSULATION
- LINER PANEL SILL/HEADER W/INSULATION

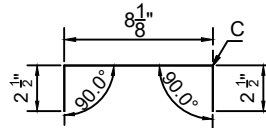
Part#: OST-14



J-TRIM OPEN

- FO JAMBS
- LINER PANEL JAMBS

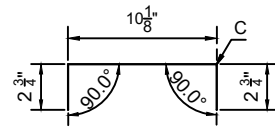
Part#: OST-15



8" CAP TRIM

- FO COVER

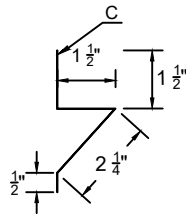
Part#: OST-16



10" CAP TRIM

- FO COVER

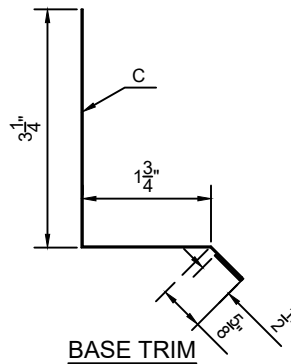
Part#: OST-17



KNEE WALL TRANSITION

- PANEL TO KNEE WALL

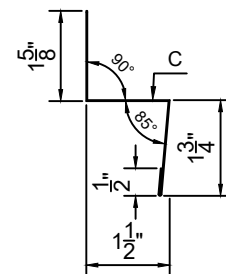
Part#: OST-18



BASE TRIM

- BASE

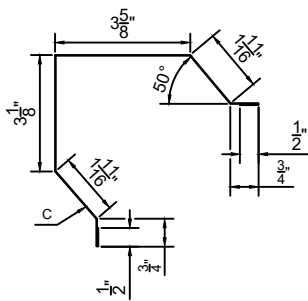
Part#: OST-19



WAINSCOT SPLICE TRIM

- WAINSCOT TRANSITION

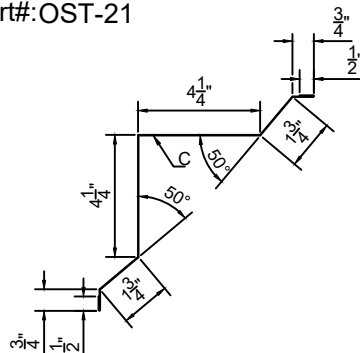
Part#: OST-20



OUTSIDE CORNER TRIM

- PBR OUTSIDE CORNER

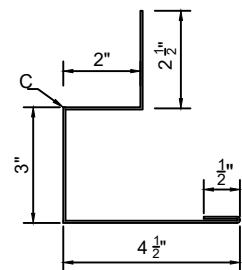
Part#: OST-21



INSIDE CORNER TRIM

- PBR INSIDE CORNER
- LINER PANEL INSIDE CORNER

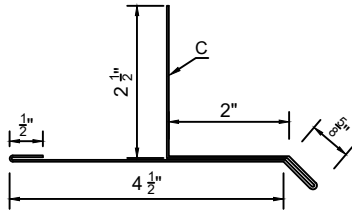
Part#: OST-22



BOX SILL W/ SOFFIT

- WALL WITH SOFFIT

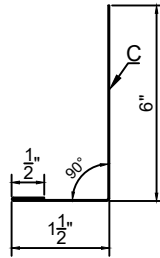
Part#: OST-23



SILL W/ SOFFIT

- WALL WITH SOFFIT

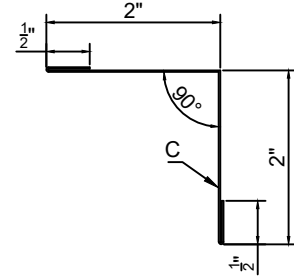
Part#: OST-24



SOFFIT TRIM

- PBR PANEL WITH SOFFIT

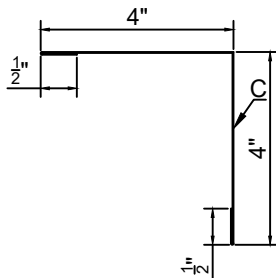
Part#: OST-25



2" X 2" IS ANGLE TRIM

- SOFFIT

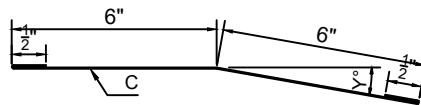
Part#: OST-26



4" X 4" OS ANGLE TRIM

- SOFFIT

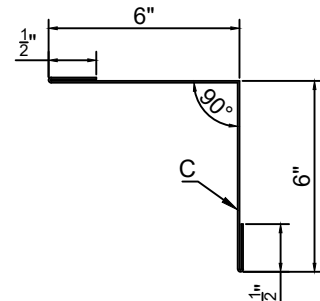
Part#: OST-27



IS RIDGE TRIM

- LINER PANEL
- SOFFIT PANEL

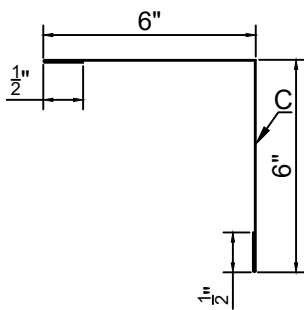
Part#: OST-28



6" X 6" IS ANGLE TRIM

- PBR-REV INSIDE CORNER

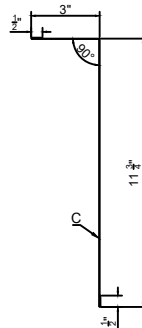
Part#: OST-29



6" X 6" OS ANGLE TRIM

- PBR-REV OUTSIDE CORNER

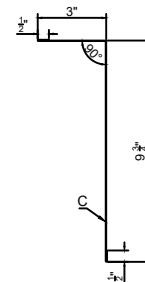
Part#: OST-30



10" PURLIN PARTITION TRIM

- PARTITION WALL BETWEEN PURLINS
- GABLE EXTENSION BETWEEN PURLINS

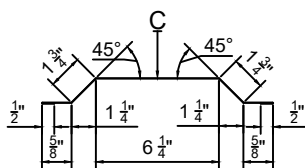
Part#: OST-31



8" PURLIN PARTITION TRIM

- PARTITION WALL BETWEEN PURLINS
- GABLE EXTENSION BETWEEN PURLINS

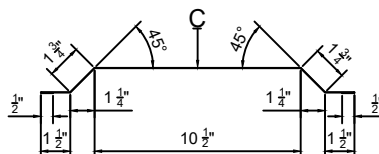
Part#: OST-32



6" EXPANSION CAP

- EXPANSION JOINT

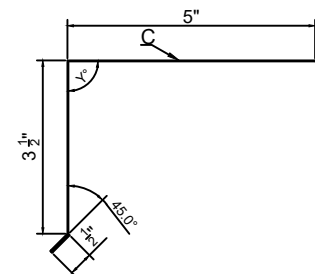
Part#: OST-33



10" EXPANSION CAP

- EXPANSION JOINT

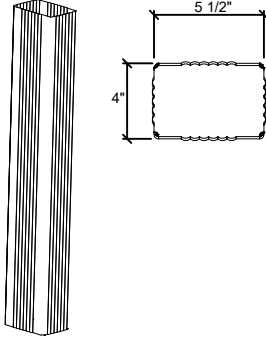
Part#: OST-34



SIMPLE EAVE TRIM

- PBR ROOF @ EAVE

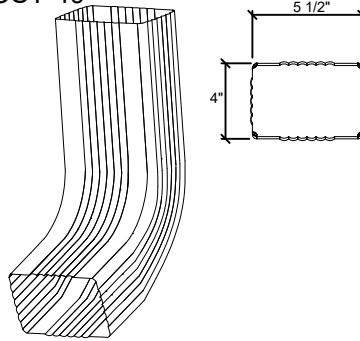
Part#: OST-48



4" x 5 1/2" ROLL-FORMED DOWNSPT.

• ROOF @ GUTTER

Part#: OST-49

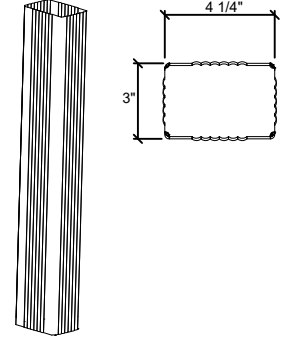


4" x 5 1/2" ROLL-FORMED DOWNSPT.

72° DEGREE KICK

• DOWNSPOUT

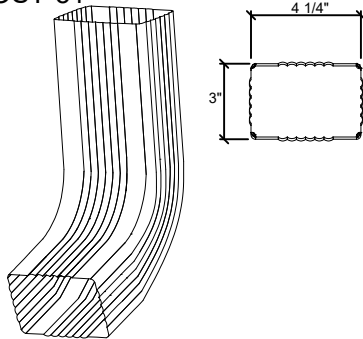
Part#: OST-50



3" x 4 1/4" ROLL-FORMED DOWNSPT.

• ROOF @ GUTTER

Part#: OST-51

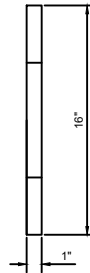


3" x 4 1/4" ROLL-FORMED DOWNSPT.

72° DEGREE KICK

• DOWNSPOUT

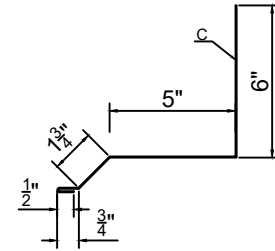
Part#: OST-52



DOWNSPOUT STRAP

• DOWNSPOUTS

Part#: OST-53



PARAPET RAKE TRIM

• PBR ROOF @ GABLE WITH PARAPET



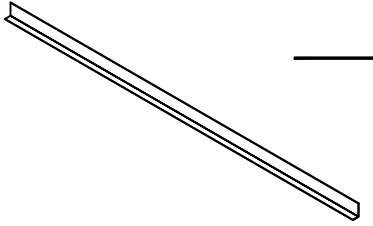
7821 CLARKS MILL ROAD
LOUISVILLE, GA, 30434
PHONE: 844-GO-OSTRO
FAX: 478-625-3261

PBR PANEL ANGLES & SHEET SUPPORT

DATE: 4/16/24

DETAILER: JG

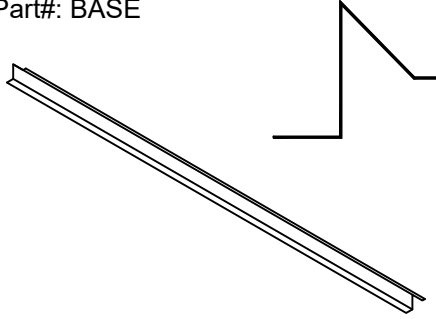
Part#: L4x2x16ga



4" x 2" ANGLE

- GABLE ANGLE
- BASE ANGLE

Part#: BASE



DELUXE BASE ANGLE

- SITS ON FOUNDATION, SUPPORTS WALL SHEET.